



CITY OF CARMEL-BY-THE-SEA

City Prioritization, Data, and Actions Related to Tree Concerns

Forest and Beach Commission Meeting

04/13/2023



Goals of Presentation

- **To provide a transparent overview of:**
 - **How the City manages storms and recovery efforts**
 - **The City's methods of addressing ongoing tree concerns**
- **To receive feedback from residents and Commissioners**



Intended Outcomes

- Ongoing: Residents feel safe in their homes and have a peace of mind that the urban forest is being adequately cared for
- Today: Residents understand the City's procedures as it relates to tree prioritization, maintenance, and permitting: provide feedback accordingly





Questions This Presentation Will Answer:

- How does Forestry manage storm efforts?
- Criteria for removing trees on emergency basis?
- How is the City prioritizing tree assessments and removals?
- How fast or slow is the City issuing tree permits?
- When will stumps and storm cleanup be finished?
- How will the urban forest be managed moving forward?



Presentation Outline

- **Storm Information**
 - Fiscal Impact
- **Prioritization of Work**
- **Condition of the Forest**
- **Questions & Feedback**





Storm Data (March '23)

<u>Fallen Trees:</u>	<u>Trees Removed:</u>	<u>Broken Branches:</u>	<u>Jobs Contracted:</u>
47	30	43	57

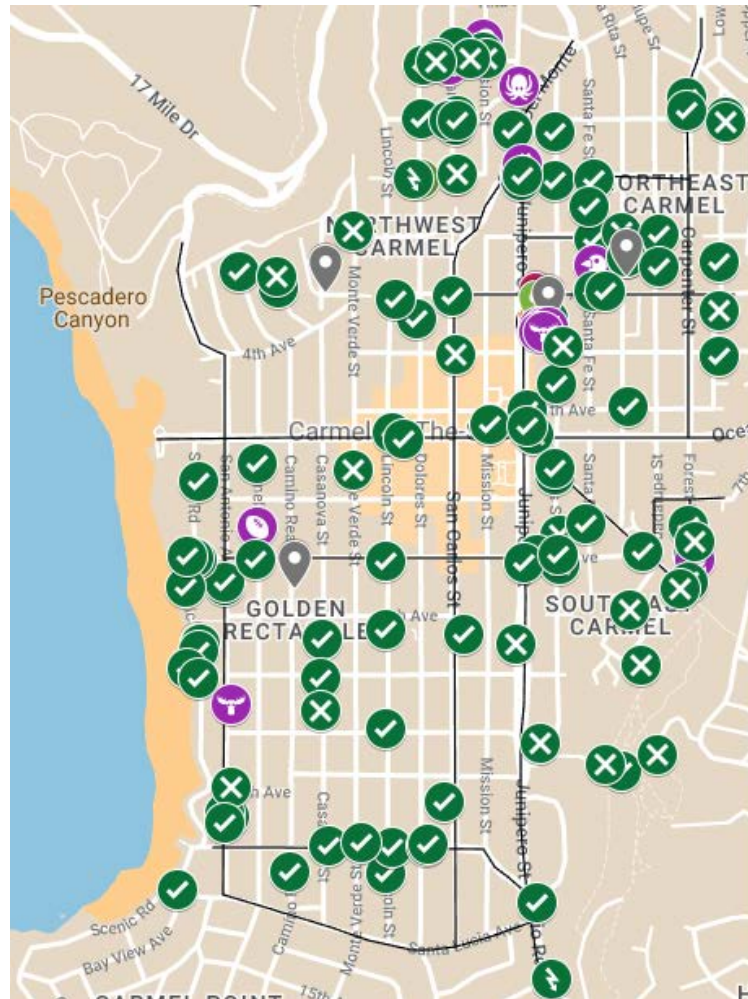
- Pending assessment:

- *Of the trees that fell (or were removed):*
 - Which did the City already have on the removal or pruning list?
 - Which Priority Category (Low, Medium, High) were each given?
 - Which were healthy?
 - What types of soil were the fallen/removed trees grown in?

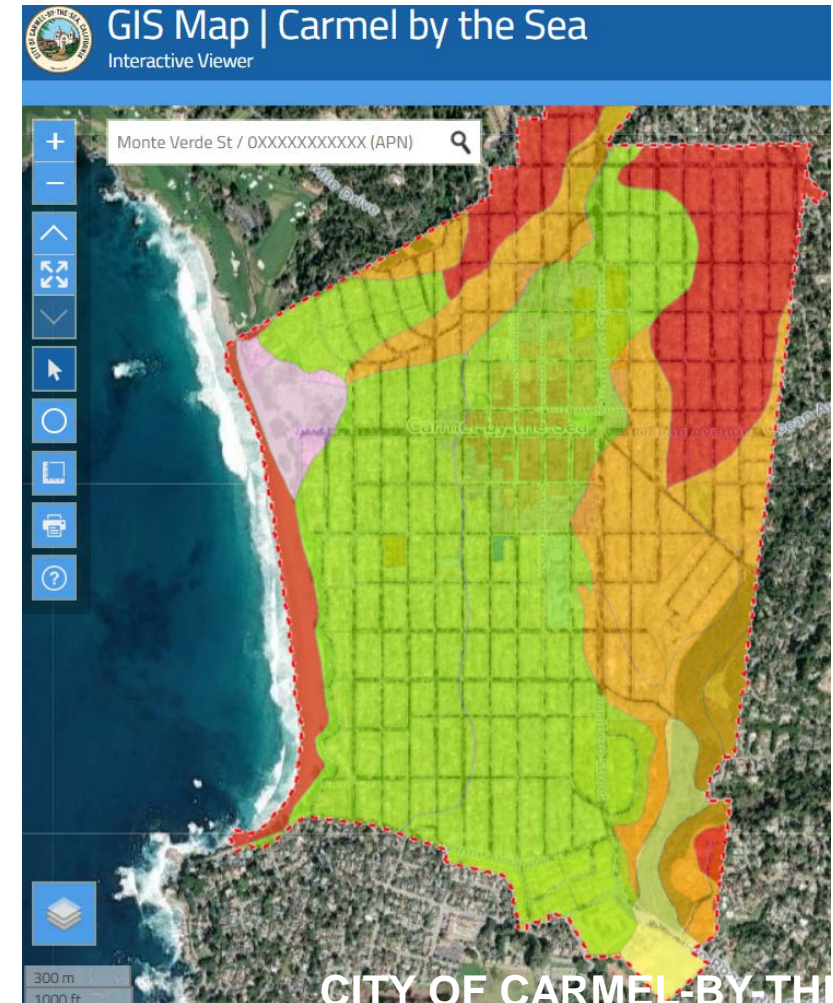


Storm Data (March '23 cont'd)

Incidents:



Soil Layer:





Storm Management

- 3 crews of 3 Public Works staff in the field
- 9 City Hall staff assisting
- 4 Public Works personnel receiving calls (831-620-2070)

	<u>Address</u>	<u>City or Private?</u>	<u>Tree Service Company or City taking care of?</u>	<u>Notes</u>
27	SW C Mission and Vista (near #14)	City	WCA	Francisco (WCA) called confirming they're working on this nearby tree as well as assignment #14 because it's about to fall. stump remaining
28	Mission and Vista (near #14)		WCA	Francisco (WCA) called confirming they can also move the tree that's blocking the roads around Mission/Vista. stump remaining
29	3 east of Lincoln on the south side of Ocean in front of Carmel Bakery	City	City	Tree limb hanging about to come down
30	San Antonio 2 AND 3 SW of 8th	City	CTS	Tree fell on 2 house next to each other. Residents contact Laurel Theren 510-697-1432
31	SWC OF JUNIPERO AND 2ND	City	PG&E Tree was removed, needs cleanup	Uprooted, tree in contact and resting on power lines. Contacted PG&E. Called PG&E and filed a report @ 2:24 pm (MRW).
32	MTNP Serra Trail	City	City	Uprooted pine blocking Serra Trail needs cleanup



Storm Management (cont'd)

Prioritization of Storm Response:

- **Fallen trees & power lines**
 - **Actively Uprooting**
-
- **Hanging limbs over streets & walkways**
 - **Abnormal Leaning**
-
- **Non-Threatening Hanging Limbs**
 - **Debris Removal**





Storm Management (cont'd)





Fiscal Impact (March '23 Storms)

- **\$123,000** received in invoices so far
- **~\$15,000** awaiting invoices
- **~\$12,000** in overturned stump removals
- **~\$50,000** in High Priority jobs currently being worked
- **Estimated Invoice Total from Contractors: ~\$200,000**



Non-Storm Tree Prioritization

- How is the City prioritizing tree assessments and removals?
 - **Low**, **Medium**, or **High** risk assessment:

Current #s:

- **Low**: 23
- **Med**: 58
- **High**: 46 (contracting ~30)
- **Stumps**: ~500





Non-Storm Tree Prioritization

- City Tree Crew:
 - 3 Removals/Prunings per week
 - 99 trees/3 per week = 33 weeks (8-9 months)
 - Scenario: 3 trees added to list per week
- Stumps:
 - Goal of 200 in FY 23/34
 - Goal of 100 in years following





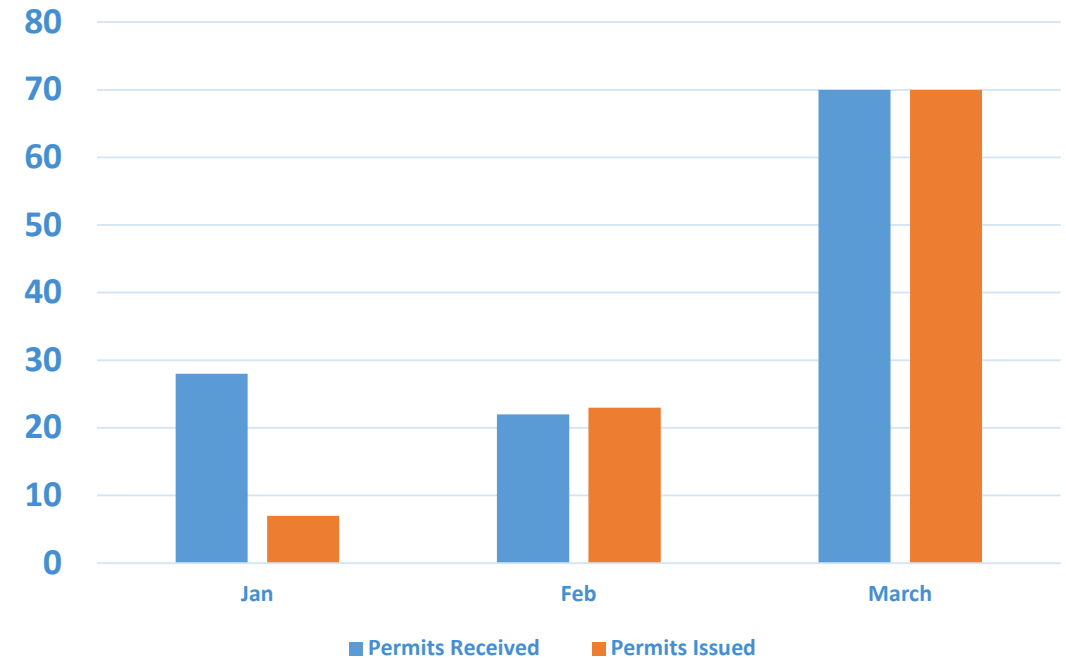
Permits (March '23)

- 70 permits received
- 62 of 70 permits issued.

Average turnaround time: 7 days
(including weekends)

- ~150 permits waived on emergency basis.

Permits Received vs. Permits Issued





State of the Forest

- Aging forest
- Reduced budget & staffing during/after Covid19
- Drought → Heavy saturation + winds from storms
- 10,000 City trees:
 - Currently assessing health of trees via Davey Resource Group (DRG):
 - Propose planting locations based on weighted criteria
 - Provide a Tree Species Palette based on Carmel's environmental conditions



State of Forestry

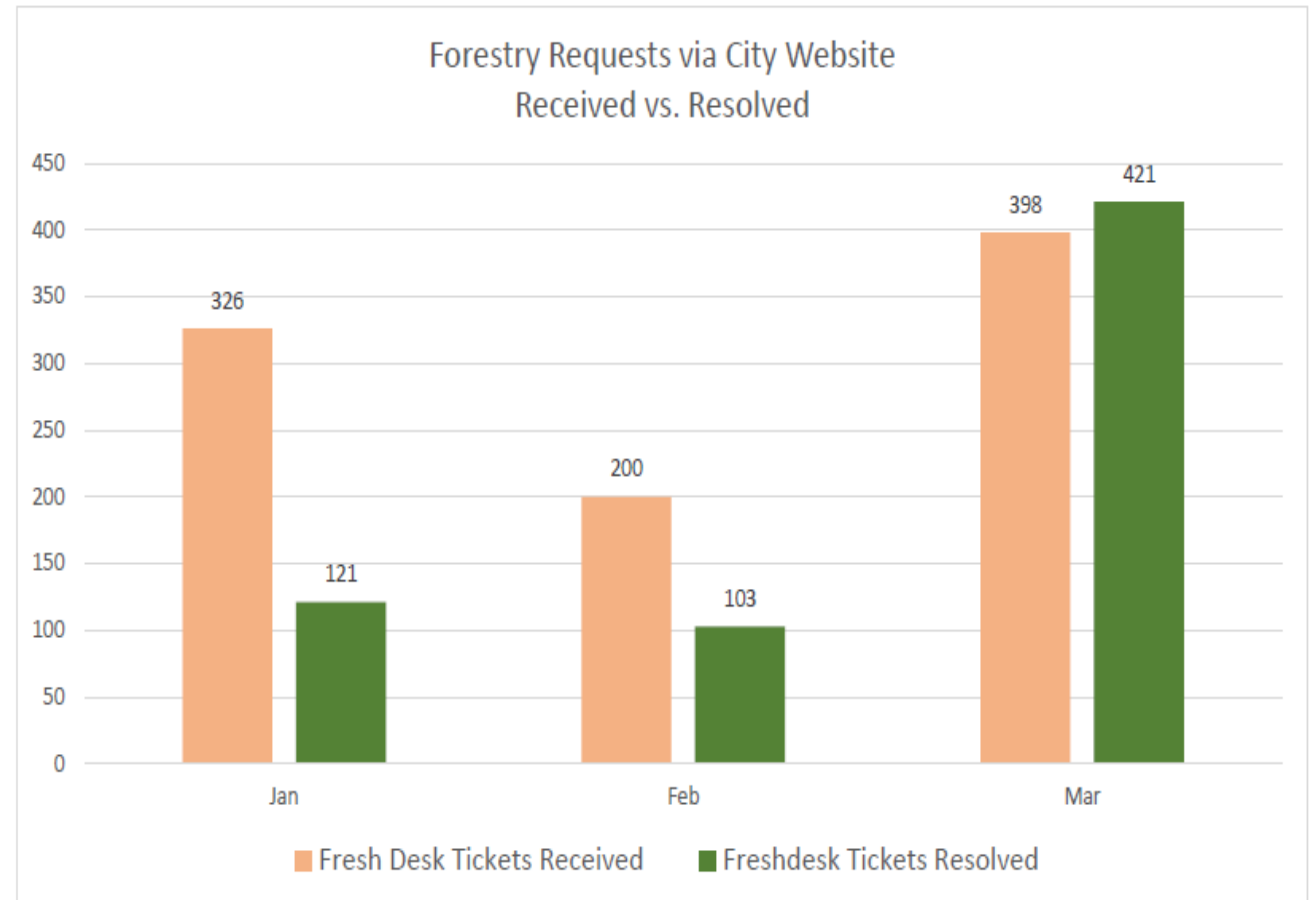
- After Forester's departure, 1 full-time Forestry staff
- Brought on consulting arborist, Justin Ono
 - Conducts inspections for tree permits
- Onboarded full-time temp to assist Forestry, Louise Shurvinton
 - Assists with permit logistics, communication with residents/contractors
- Forester Recruitment Update: Finalists are being interviewed



State of Forestry

- **FreshDesk** (digital platform to manage voicemails & emails)
 - **398** emails and voicemails rec'd in March (via Freshdesk)
 - **487** live calls
-
- **1,414** communications
 - **300+** requests TBD

*Send emails to:
forester@cbts.us





Conclusion

- City will provide:
 - Updated storm data to inform our methods (per Slide 6)
 - Monthly updates of the Urban Forest Master Plan
- Seeking feedback from Residents and Commissioners:
 - What would you like to know?
 - What guidance would you recommend?
- Will report back in follow-up F&B presentation